

TPT Diversified Growth Fund

This is one of the investment funds you can choose to invest in

TPT Diversified Growth Fund Overview

This investment fund mostly invests in the shares, bonds and properties of different companies from around the world.

By investing it in different types of options, the investment fund's aim is to help smooth out, or 'diversify,' your money by spreading the exposure to different risks.

The investment manager uses their expertise to buy and sell shares, bonds and property with the aim of growing and protecting the value of the Fund. Investing in shares, bonds and property entails different levels of risk and reward, the value of any investment can fall as well as rise and you may not get back the same amount that you initially invested.

What types of funds does it invest in?

Equities: Shares or Stocks in companies based in the UK and around the world which entitles the owner to a share of their future profits.

Bonds: Loans typically made over a fixed period to governments and companies that entitle the owner to interest followed by a return of the loan amount at the end.

Property: Investing in different types of properties such as offices, shopping malls and industrial units.

How does it invest?

The Fund invests mainly in bonds, equities and property as well as alternative investment strategies and commodities.

A large portion of this fund invests in developed countries such as countries in North America and Europe. However this Fund may also invest a portion in emerging markets.

What are the risks?



Interest Rate Risk: The risk that the value of your bond investments will fall if market interest rates go up and the locked in fixed yearly interest rate on them looks less valuable.



Counterparty Risk: The risk of losing money due to one of the parties failing to meet their obligations.



Currency Risk: The risk of some of your investments falling in value due to the currency the investments are in, decreases in value versus the pound.



Emerging Markets Risk: Countries in emerging markets are seen to be less stable than developed markets. There is a higher risk of seeing large gains and falls.



Reinsurance Risk: The risk of your savings not growing, or falling in value in the event of a failure by an insurance provider.

What currency does this fund trade in?

Even though it's a global fund, it trades in GBP.

What can the fund fact sheet show me?

The detailed fund fact sheet will show you:

- The Fund's charges
- Where the money is invested by asset type
- Which countries the investments are based
- Investment performance

Further Information

You can read more about this fund on the next few pages. This cover is to give you a brief overview before you start going into the detail.

FUND FACTSHEET Q4 2023

TPT Retirement Solutions

TPT Diversified Growth Fund

Fund Information as at 31/12/2023

Investment Objective

The Fund aims to provide long-term investment growth through exposure to a diversified range of asset classes.

Launch Date	30/09/2015	Total Expense Ratio (TER)* consisting of:	0.52%
Currency	GBP	- Annual Management Charge (AMC)*	0.52%
Fund Size	£20.88m	- Fund Expenses*	0.00%
Benchmark	Bank Of England Quarterly Sterling Overnight Index Average		

* Please see the descriptions in the 'Guide to your scheme fund factsheet'. The TER represents the cost for running the Fund, reflected daily in the unit price.

The Trustee of The Pensions Trust is responsible for selecting the underlying fund(s), the investment objective and benchmark, all of which may change from time to time.

The Fund is distinct from the underlying fund(s), with its own unit price and other fund specific details. However the Fund is fully invested in the underlying fund(s). The unit price and performance of the Fund will not exactly match those of the underlying fund(s).

Underlying Fund Information

Underlying Fund Name: LGIM Diversified

Launch Date:	11/01/2012	Fund Size	29/12/2023	£11,296.31m
---------------------	------------	------------------	------------	-------------

FUND FACTSHEET Q4 2023

TPT Retirement Solutions

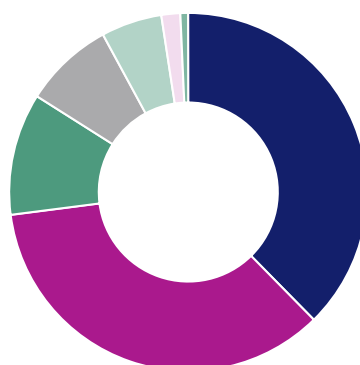
TPT Diversified Growth Fund

Underlying Fund Information (continued)

Asset Allocation as at 31/12/2023

Figures may not total to 100% due to rounding.

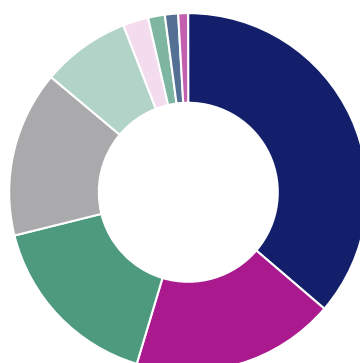
● Fixed Interest	37.6%
● Equities	35.3%
● Property	11.0%
● Other	8.1%
● Alternative Risk Premia	5.5%
● Commodities	1.7%
● Money Market	0.7%



Geographical Allocation as at 31/12/2023

Figures may not total to 100% due to rounding.

● North America	36.3%
● Pacific Basin	18.4%
● Europe ex UK	16.5%
● UK	15.0%
● Other	8.0%
● Central & S America	2.3%
● Indian Sub-Continent	1.5%
● International	1.2%
● Africa	0.9%



Principal Holdings as at 31/12/2023

1 PROLOGIS INC USD0.01	0.5%	6 SHELL PLC NEW EUR0.07	0.3%
2 APPLE INC COM NPV	0.4%	7 UNION PACIFIC CORP COM US\$2.50	0.3%
3 TAIWAN SEMICONDUCTOR TWD10	0.4%	8 ASTRAZENECA PLC USD0.25 (LN)	0.3%
4 MICROSOFT CORP COM USD0.00001	0.4%	9 TOYOTA MOTOR CO,Y50	0.3%
5 EQUINIX INC USD0.001 (US)	0.3%	10 NEXTERA ENERGY INC USD 0.01	0.3%

FUND FACTSHEET Q4 2023

TPT Retirement Solutions

TPT Diversified Growth Fund

Year on Year Performance

	31/12/2022 to 31/12/2023	31/12/2021 to 31/12/2022	31/12/2020 to 31/12/2021	31/12/2019 to 31/12/2020	31/12/2018 to 31/12/2019
Fund growth	7.3%	-9.6%	9.0%	5.0%	3.2%
Benchmark	4.0%	0.7%	0.1%	0.4%	0.7%

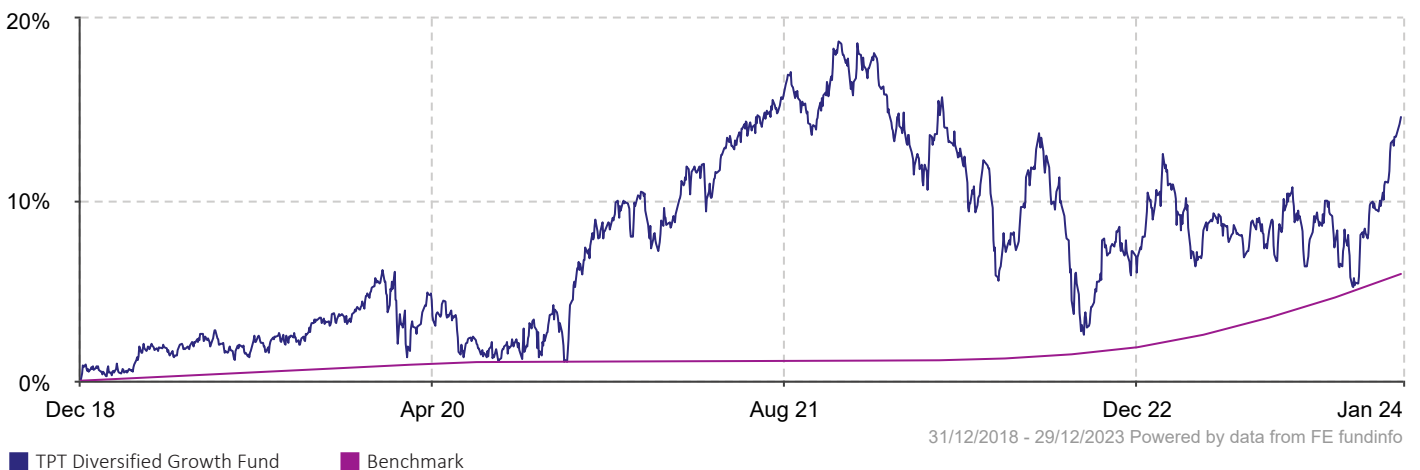
Cumulative Performance to 31/12/2023

	3 months	1 Year	3 Years	5 Years	10 Years
Fund growth	6.4%	7.3%	5.7%	14.6%	-
Benchmark	1.2%	4.0%	4.8%	5.9%	-

Annualised Performance to 31/12/2023

	3 Years	5 Years	10 Years
Fund growth	1.9%	2.8%	-
Benchmark	1.6%	1.2%	-

Performance from 31/12/2018 to 01/01/2024



Fund performance figures shown include reinvestment of any income the Fund receives and deduction of the Annual Management Charge, Fund Expenses and where applicable, Property Expense Ratio. Charges and expenses may have changed over time, which is reflected in the performance figures. The Fund performance shown does not take into consideration any additional charges that may apply to your scheme.

Benchmark performance shown in our tables and charts is for comparison purposes only and is based on Total Returns, which assumes the reinvestment of any income. The benchmark will not include any costs and charges that apply to the Fund, which could be a reason why the performance of the Fund may not exactly match the performance of the benchmark.

The fund performance figures refer to the past and past performance is not a reliable indicator of future performance. You should be aware that the value of investments may fall as well as rise and is not guaranteed. You may get back less than you invest.

FUND FACTSHEET Q4 2023

TPT Retirement Solutions

TPT Diversified Growth Fund

Important Information

TPT Retirement Solutions have appointed Phoenix Corporate Investment Services (CIS) to make this Fund available to your pension scheme and to produce this fund factsheet.

This factsheet should be read with your Member Guide and the 'Guide to your scheme fund factsheet'.

It is updated quarterly and the most up-to-date version can be requested by telephone from the TPT Retirement Solutions Customer Helpline on 0345 072 6780 (call charges will vary). It provides you with fund information only and is not an invitation to invest or advice about the suitability of an investment for your personal financial situation. If you have any questions or wish to discuss your investment options, you should speak to the Scheme Administrator or Trustee of your pension scheme or seek financial advice.

Fund Pricing

This Fund has a single unit price, which means that on any given date, an investor will purchase units at the same price as an investor selling units. The Fund's unit price is determined by the unit price of the underlying fund(s) in which it invests. Our Fund or the underlying fund's unit price can be impacted by whether money is going in or out of the fund and also the trend of flows in or out. Full details on how our unit linked Funds are valued and priced can be found in the document titled 'Unit Linked Principles & Practices' which is available on <https://www.phoenixwealth.co.uk/Literature/Funds/>

Data Source

The source of data in our factsheets is FE fundinfo, a specialist investment data provider.

Although Phoenix CIS takes every care to ensure that the data provided by or to external sources about their own funds is accurate, occasionally discrepancies may occur, for example, due to pricing delays. In all cases Phoenix CIS will endeavour to ensure that these discrepancies are corrected. Phoenix CIS accepts no liability for loss due to such discrepancies, for example where the investor has relied on the information contained in the factsheet to help them make investment decisions.

Additional Notes

Prior to 28th August 2020, the Diversified Growth Fund was invested in the Invesco Global Targeted Returns fund which was replaced with the LGIM Diversified fund.