

# TPT Index-Linked Gilts Fund

This is one of the investment funds you can choose to invest in

## TPT Index-Linked Gilts Fund Overview

This investment fund invests in UK government bonds, or 'Gilts'.

If governments wish to raise money, they can borrow it from investors for a specific amount of time in return for a set rate of interest. This process is called selling bonds. A UK government bond, or 'Gilt', is effectively an 'IOU' from the UK government. In return for the cash, the UK government usually makes regular interest payments before repaying the initial amount borrowed at the end of the agreed term.

The Index Linked Gilts Fund invests your money by buying UK government bonds with interest payments that are 'linked' to the value of the Retail Price Index. Investing in government bonds is generally less risky than other types of investment, such as shares, although the potential rewards are lower. It's important to remember, however, that growth is not guaranteed, and the value of any investment can fall as well as rise and you may not get back the same amount that you initially invested.

## What types of funds does it invest in?

**Gilts:** Loans typically made over a fixed period to governments that entitle the owner to a fixed annual interest amount followed by a return of the loan amount at the end.

## How does it invest?

The Fund invests only with the UK government and the type of Gilt it invests in is linked to the value of the Retail Price Index. Bonds or Gilts are available for different time frames or 'maturities'. Maturities can range from a few months to over 40 years. Generally, the longer until the repayment date of a bond, the more its price is likely to fluctuate over time. This Fund invests in a range of maturities of at least 5 years.

## What are the risks?



**Interest Rate Risk:** The risk that the value of your bond investments will fall if market interest rates go up and the locked in fixed yearly interest rate on them looks less valuable.



**Counterparty Risk:** The risk of losing money due to one of the parties failing to meet their obligations.



**Reinsurance Risk:** The risk of your savings not growing, or falling in value in the event of a failure by an insurance provider.

## What currency does this fund trade in?

It trades in GBP.

## What can the fund fact sheet show me?

The detailed fund fact sheet will show you:

- The Fund's charges
- The top holdings the fund is invested in
- Investment performance

## Further Information

You can read more about this fund on the next few pages. This cover is to give you a brief overview before you start going into the detail.

## FUND FACTSHEET Q1 2024

### TPT Retirement Solutions

### TPT Index-Linked Gilts Fund

#### Fund Information as at 31/03/2024

##### Investment Objective

This Fund aims to track closely the performance of the FTSE Actuaries UK Index-Linked Over 5 Years Index.

<b>Launch Date</b>	01/03/2013	<b>Total Expense Ratio (TER)*</b> consisting of:	<b>0.45%</b>
<b>Currency</b>	GBP	- Annual Management Charge (AMC)*	0.45%
<b>Fund Size</b>	£2.90m	- Fund Expenses*	0.00%
<b>Benchmark</b>	FTSE Actuaries UK Index-Linked Gilts Over 5 Years		

\* Please see the descriptions in the 'Guide to your scheme fund factsheet'. The TER represents the cost for running the Fund, reflected daily in the unit price.

The Trustee of The Pensions Trust is responsible for selecting the underlying fund(s), the investment objective and benchmark, all of which may change from time to time.

The Fund is distinct from the underlying fund(s), with its own unit price and other fund specific details. However the Fund is fully invested in the underlying fund(s). The unit price and performance of the Fund will not exactly match those of the underlying fund(s).

#### Underlying Fund Information

##### Underlying Fund Name: LGIM Over 5 Year Index-Linked Gilts Index

<b>Launch Date:</b>	01/08/2001	<b>Fund Size</b>	28/03/2024	£9,344.18m
---------------------	------------	------------------	------------	------------

## FUND FACTSHEET Q1 2024


### TPT Retirement Solutions TPT Index-Linked Gilts Fund

#### Underlying Fund Information (continued)

##### Asset Allocation as at 31/03/2024

Figures may not total to 100% due to rounding.


● Debt 100.0%



##### Geographical Allocation as at 31/03/2024

Figures may not total to 100% due to rounding.

● UK 100.0%



##### Principal Holdings as at 31/03/2024

1 UK IL Gilt 1.25% 22 Nov 32	6.3%	6 UK IL Gilt 0.625% 22 Nov 42	4.8%
2 UK IL Gilt 1.125% 22 Nov 37	5.9%	7 UK IL Gilt 1.25% 22 Nov 55	4.6%
3 UK IL Gilt 0.75% 22 Mar 34	5.6%	8 UK IL Gilt 0.125% 22 Mar 44	4.6%
4 UK IL Gilt 0.625% 22 Mar 40	5.4%	9 UK IL Gilt 0.75% 22 Nov 47	4.4%
5 UK IL Gilt 2% 26 Jan 35	5.1%	10 UK IL Gilt 0.125% 22 Nov 36	4.4%

## FUND FACTSHEET Q1 2024

### TPT Retirement Solutions

### TPT Index-Linked Gilts Fund

#### Year on Year Performance

	31/03/2023 to 31/03/2024	31/03/2022 to 31/03/2023	31/03/2021 to 31/03/2022	31/03/2020 to 31/03/2021	31/03/2019 to 31/03/2020
Fund growth	-8.3%	-28.8%	2.5%	-2.2%	5.5%
Benchmark	-6.8%	-30.4%	4.8%	2.6%	2.4%

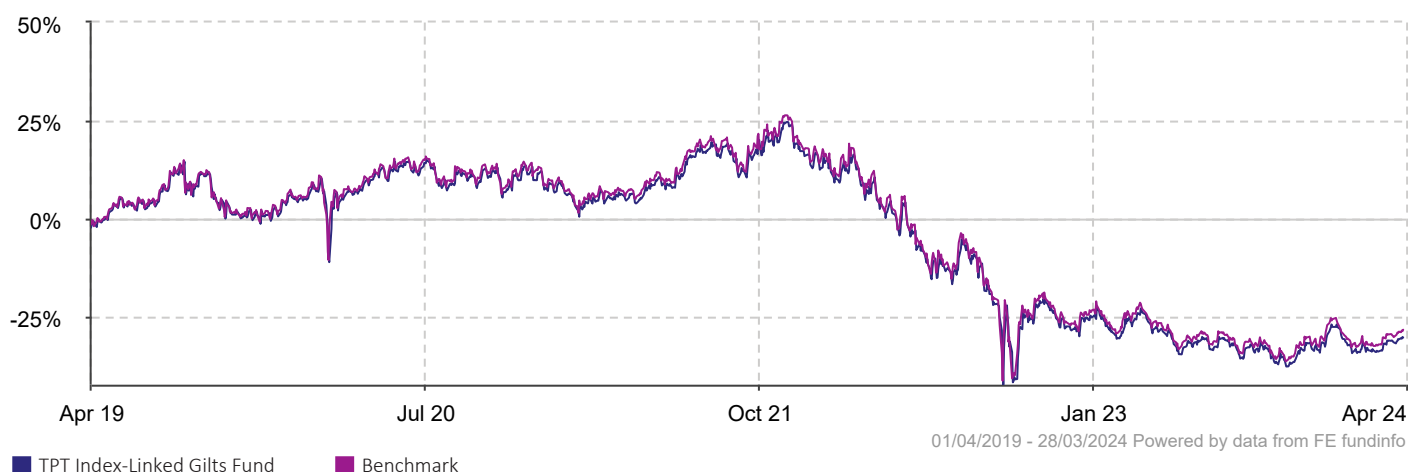
#### Cumulative Performance to 31/03/2024

	3 months	1 Year	3 Years	5 Years	10 Years
Fund growth	-3.8%	-8.3%	-33.0%	-30.9%	9.9%
Benchmark	-2.4%	-6.8%	-32.0%	-28.6%	14.3%

#### Annualised Performance to 31/03/2024

	3 Years	5 Years	10 Years
Fund growth	-12.5%	-7.1%	0.9%
Benchmark	-12.1%	-6.5%	1.3%

#### Performance from 30/04/2019 to 01/04/2024



Fund performance figures shown include reinvestment of any income the Fund receives and deduction of the Annual Management Charge, Fund Expenses and where applicable, Property Expense Ratio. Charges and expenses may have changed over time, which is reflected in the performance figures. The Fund performance shown does not take into consideration any additional charges that may apply to your scheme.

Benchmark performance shown in our tables and charts is for comparison purposes only and is based on Total Returns, which assumes the reinvestment of any income. The benchmark will not include any costs and charges that apply to the Fund, which could be a reason why the performance of the Fund may not exactly match the performance of the benchmark.

**The fund performance figures refer to the past and past performance is not a reliable indicator of future performance. You should be aware that the value of investments may fall as well as rise and is not guaranteed. You may get back less than you invest.**

## FUND FACTSHEET Q1 2024

### TPT Retirement Solutions

### TPT Index-Linked Gilts Fund

#### Important Information

**TPT Retirement Solutions have appointed Phoenix Corporate Investment Services (CIS) to make this Fund available to your pension scheme and to produce this fund factsheet.**

**This factsheet should be read with your Member Guide and the 'Guide to your scheme fund factsheet'.**

It is updated quarterly and the most up-to-date version can be requested by telephone from the TPT Retirement Solutions Customer Helpline on 0345 072 6780 (call charges will vary). It provides you with fund information only and is not an invitation to invest or advice about the suitability of an investment for your personal financial situation. If you have any questions or wish to discuss your investment options, you should speak to the Scheme Administrator or Trustee of your pension scheme or seek financial advice.

#### Fund Pricing

This Fund has a single unit price, which means that on any given date, an investor will purchase units at the same price as an investor selling units. The Fund's unit price is determined by the unit price of the underlying fund(s) in which it invests. Our Fund or the underlying fund's unit price can be impacted by whether money is going in or out of the fund and also the trend of flows in or out. Full details on how our unit linked Funds are valued and priced can be found in the document titled 'Unit Linked Principles & Practices' which is available on <https://www.phoenixwealth.co.uk/Literature/Funds/>

#### Data Source

The source of data in our factsheets is FE fundinfo, a specialist investment data provider.

Although Phoenix CIS takes every care to ensure that the data provided by or to external sources about their own funds is accurate, occasionally discrepancies may occur, for example, due to pricing delays. In all cases Phoenix CIS will endeavour to ensure that these discrepancies are corrected. Phoenix CIS accepts no liability for loss due to such discrepancies, for example where the investor has relied on the information contained in the factsheet to help them make investment decisions.

#### Third parties' disclaimers

Where the benchmark is wholly, or in part, a FTSE Index; Source: London Stock Exchange Group plc and its group undertakings (collectively, the "LSE Group"). © LSE Group 2024. FTSE Russell is a trading name of certain of the LSE Group companies. "FTSE®" and "FTSE4Good®" are trade marks of the relevant LSE Group companies and are used by any other LSE Group company under license. All rights in the FTSE Russell indexes or data vest in the relevant LSE Group company which owns the index or the data. Neither LSE Group nor its licensors accept any liability for any errors or omissions in the indexes or data and no party may rely on any indexes or data contained in this communication. No further distribution of data from the LSE Group is permitted without the relevant LSE Group company's express written consent. The LSE Group does not promote, sponsor or endorse the content of this communication.