

TPT Cash Fund

This is one of the investment funds you can choose to invest in

TPT Cash Fund Overview

This investment fund invests in different types of cash and cash-like assets, which include deposits in banks and other financial institutions.

A 'Cash Fund' deposits money with banks and similar organisations who repay the deposit, plus interest, after a set period of time. Cash is invested in many carefully selected financial institutions at the same time, in several different countries. This helps to reduce risk, with the aim of making investment in the Fund less risky than depositing with a single financial institution.

Investing in cash and cash-like assets is generally less risky than other types of investments, such as shares and bonds, but the potential rewards are lower, however this is not guaranteed. The value of any investment can fall as well as rise and you may not get back the same amount that you initially invested.

What types of funds does it invest in?

Cash: Investing in cash assets such as deposits with a specific level of interest.

How does it invest?

The Fund invests in different types of cash and cash-like assets. These range from products offered by banks and credit unions that provide a premium fixed term interest rate in exchange for leaving deposits untouched for certain period of time (such as certificate of deposit) to short-term borrowing mainly with government securities (such as repurchase agreements).

The Fund also invests in financial institutions around the world, such as in Europe, the UK, and North America.

What are the risks?



Currency Risk: The risk of some of your investments falling in value due to the currency the investments are in, decreases in value versus the pound.



Counterparty Risk: The risk of losing money due to one of the parties failing to meet their obligations.



Reinsurance Risk: The risk of your savings not growing, or falling in value in the event of a failure by an insurance provider.



Money Market Risk: The risk of your investment not growing or falling in value due to low interest rates, where the charges applied being higher than this.

What currency does this fund trade in?

It trades in GBP.

What can the fund fact sheet show me?

The detailed fund fact sheet will show you:

- The Fund's charges
- Where the money is invested by financial institution type.
- Which regions the financial institutions are based.
- Investment performance

Further Information

You can read more about this fund on the next few pages. This cover is to give you a brief overview before you start going into the detail.

FUND FACTSHEET Q1 2024

TPT Retirement Solutions TPT Cash Fund

Fund Information as at 31/03/2024

Investment Objective

This Fund aims to provide capital stability, liquidity and diversification while providing a competitive level of return.

Launch Date	01/03/2013	Total Expense Ratio (TER)* consisting of:	0.45%
Currency	GBP	- Annual Management Charge (AMC)*	0.45%
Fund Size	£7.75m	- Fund Expenses*	0.00%
Benchmark	Bank Of England Sterling Overnight Index Average		

* Please see the descriptions in the 'Guide to your scheme fund factsheet'. The TER represents the cost for running the Fund, reflected daily in the unit price.

The Trustee of The Pensions Trust is responsible for selecting the underlying fund(s), the investment objective and benchmark, all of which may change from time to time.

The Fund is distinct from the underlying fund(s), with its own unit price and other fund specific details. However the Fund is fully invested in the underlying fund(s). The unit price and performance of the Fund will not exactly match those of the underlying fund(s).

Underlying Fund Information

Underlying Fund Name: LGIM Sterling Liquidity

Launch Date:	09/04/2008	Fund Size	28/03/2024	£6,608.18m
---------------------	------------	------------------	------------	------------

FUND FACTSHEET Q1 2024

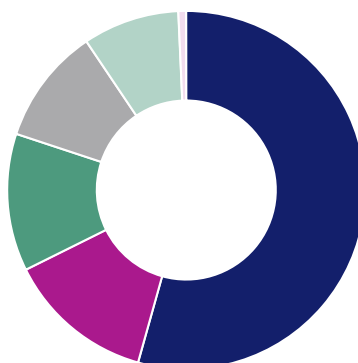
TPT Retirement Solutions TPT Cash Fund

Underlying Fund Information (continued)

Asset Allocation as at 31/03/2024

Figures may not total to 100% due to rounding.

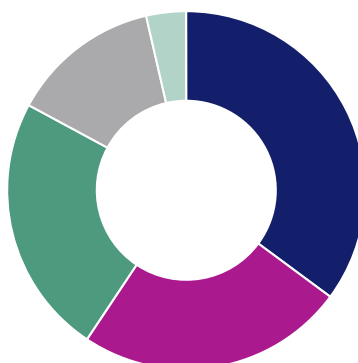
● Certificate of Deposit	54.3%
● Floating Rate Notes	13.3%
● Repurchase Agreement	12.4%
● Deposit (Overnight)	10.5%
● Commercial Paper	8.7%
● Government UK	0.7%



Geographical Allocation as at 31/03/2024

Figures may not total to 100% due to rounding.

● Europe ex UK	35.1%
● Pacific Basin	24.2%
● UK	23.5%
● North America	13.5%
● GCC	3.6%



"GCC" stands for "Gulf Cooperation Council". The GCC is a political, economic, social and regional organisation of six Persian Gulf member countries: Bahrain, Qatar, Kuwait, Oman, Saudi Arabia and the United Arab Emirates.

Principal Holdings as at 31/03/2024

1 United Kingdom Treasury	15.7%	6 BRED Banque Populaire	4.2%
2 Mizuho Corporate Bank	5.3%	7 Bank of Tokyo Mitsubishi UFJ	3.9%
3 BNP Paribas	4.8%	8 First Abu Dhabi Bank	3.5%
4 Sumitomo Mitsui Trust Bank	4.7%	9 Goldman Sachs	3.3%
5 Nordea Bank	4.3%	10 Bank of America	3.3%

FUND FACTSHEET Q1 2024

TPT Retirement Solutions TPT Cash Fund

Year on Year Performance

	31/03/2023 to 31/03/2024	31/03/2022 to 31/03/2023	31/03/2021 to 31/03/2022	31/03/2020 to 31/03/2021	31/03/2019 to 31/03/2020
Fund growth	4.7%	1.8%	-0.3%	-0.2%	0.3%
Benchmark	4.9%	2.2%	0.1%	0.1%	0.7%

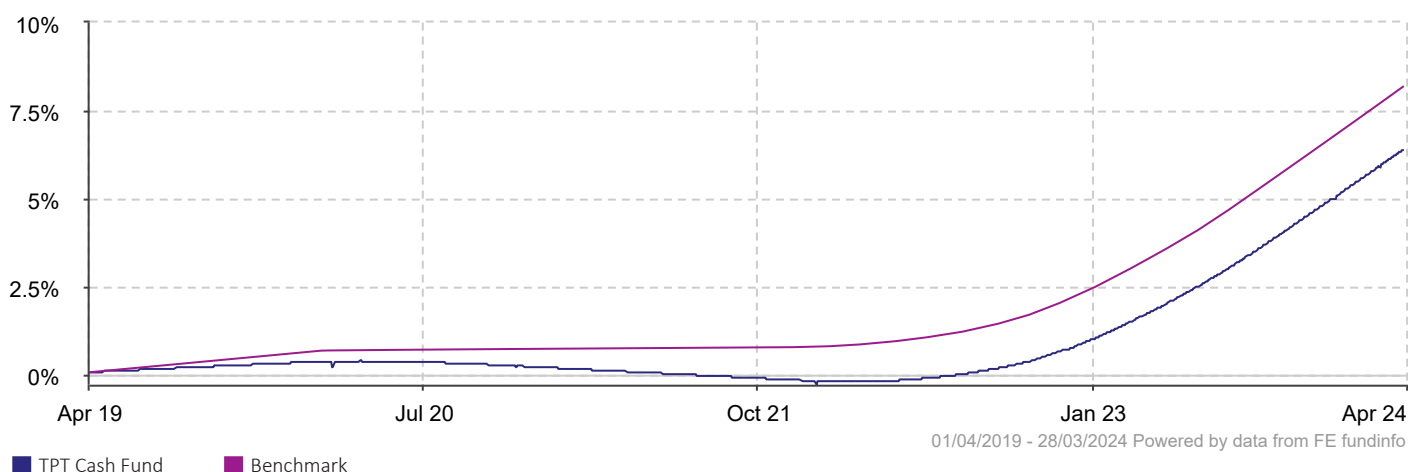
Cumulative Performance to 31/03/2024

	3 months	1 Year	3 Years	5 Years	10 Years
Fund growth	1.2%	4.7%	6.3%	6.4%	6.8%
Benchmark	1.3%	4.9%	7.4%	8.2%	10.5%

Annualised Performance to 31/03/2024

	3 Years	5 Years	10 Years
Fund growth	2.0%	1.2%	0.7%
Benchmark	2.4%	1.6%	1.0%

Performance from 30/04/2019 to 01/04/2024



Fund performance figures shown include reinvestment of any income the Fund receives and deduction of the Annual Management Charge, Fund Expenses and where applicable, Property Expense Ratio. Charges and expenses may have changed over time, which is reflected in the performance figures. The Fund performance shown does not take into consideration any additional charges that may apply to your scheme.

Benchmark performance shown in our tables and charts is for comparison purposes only and is based on Total Returns, which assumes the reinvestment of any income. The benchmark will not include any costs and charges that apply to the Fund, which could be a reason why the performance of the Fund may not exactly match the performance of the benchmark.

The fund performance figures refer to the past and past performance is not a reliable indicator of future performance. You should be aware that the value of investments may fall as well as rise and is not guaranteed. You may get back less than you invest.

FUND FACTSHEET Q1 2024

TPT Retirement Solutions

TPT Cash Fund

Important Information

TPT Retirement Solutions have appointed Phoenix Corporate Investment Services (CIS) to make this Fund available to your pension scheme and to produce this fund factsheet.

This factsheet should be read with your Member Guide and the 'Guide to your scheme fund factsheet'.

It is updated quarterly and the most up-to-date version can be requested by telephone from the TPT Retirement Solutions Customer Helpline on 0345 072 6780 (call charges will vary). It provides you with fund information only and is not an invitation to invest or advice about the suitability of an investment for your personal financial situation. If you have any questions or wish to discuss your investment options, you should speak to the Scheme Administrator or Trustee of your pension scheme or seek financial advice.

Fund Pricing

This Fund has a single unit price, which means that on any given date, an investor will purchase units at the same price as an investor selling units. The Fund's unit price is determined by the unit price of the underlying fund(s) in which it invests. Our Fund or the underlying fund's unit price can be impacted by whether money is going in or out of the fund and also the trend of flows in or out. Full details on how our unit linked Funds are valued and priced can be found in the document titled 'Unit Linked Principles & Practices' which is available on <https://www.phoenixwealth.co.uk/Literature/Funds/>

Data Source

The source of data in our factsheets is FE fundinfo, a specialist investment data provider.

Although Phoenix CIS takes every care to ensure that the data provided by or to external sources about their own funds is accurate, occasionally discrepancies may occur, for example, due to pricing delays. In all cases Phoenix CIS will endeavour to ensure that these discrepancies are corrected. Phoenix CIS accepts no liability for loss due to such discrepancies, for example where the investor has relied on the information contained in the factsheet to help them make investment decisions.