

Ethical Target Date Fund

(for members who joined after Oct 1999)

This is one of the investment funds you can choose to invest in

Ethical Target Date Fund Overview

This is a ready-made option designed to meet the needs of people who wish to focus their investments on ethical beliefs, by choosing to exclude investments in companies that provide certain products or services, for example tobacco.

It does most of the work for you by choosing where your savings are placed and then moving them into more cautious investments as you get older and closer to the date that you've told us you want to retire at. It is flexible, easily adapting to reflect the ever-changing world.

The Fund aims to achieve the highest investment return from ethical investments, while taking a suitable level of risk.

The value of your investment and income may fall as well as rise, and you may not get back your original investment.

What type of funds do Target Date Funds invest in?

Equities: Shares or Stocks in companies based in the UK and around the world which entitles the owner to a share of their future profits.

Bonds: Loans typically made over a fixed period to governments and companies that entitle the owner to interest followed by a return of the loan amount at the end.

What are the risks?



Market Risk: The risk that the value of your investments will fluctuate as poor economic news affects the value placed on them in global markets where they are traded.



Foreign Risk: The risk of your investments not growing, or falling in value because of issues relating to the foreign countries the investment fund has your savings in.



Liquidity Risk: The risk of not being able to sell some of your investments on a given day due to there not being a market willing to buy them from you.



Currency Risk: The risk of some of your investments falling in value due to the currency the investments are in, decreases in value versus the pound.



Credit Risk: The risk that the value of your bond investments will fall if the credit rating of the issuer deteriorates and the likelihood that payment of both the future interest payments and loan amount falls.



Allocation Risk: The risk of one of the investment funds in the portfolio not performing as well as others.



Interest Rate Risk: The risk that the value of your bond investments will fall if market interest rates go up and the locked in fixed yearly interest rate on them looks less valuable.



Reinsurance Risk: The risk of your savings not growing, or falling in value in the event of a failure by an insurance provider.

What do the years mean?

The years next to the fund name relate to the three-year window your target retirement date falls into. Log in to your Retirement Savings Account to find out which year this is.

How often will my savings change funds?

As the Fund approaches its target date it will automatically move from more adventurous investments such as equities to more cautious investments such as government bonds.

Further Information

You can read more about this fund on the next few pages. This cover is to give you a brief overview before you start going into the detail.

FUND FACTSHEET Q4 2023

TPT Retirement Solutions

TPT Ethical Target Date Fund Post 1999 (2017-2019)

Fund Information as at 31/12/2023

Investment Objective

This ethical target date fund (ETDF) is designed for someone who is planning to take their pension in or around 2017-2019. It can be used by members who want to reflect their ethical beliefs in their investment decisions, and aims to grow your savings while taking a level of risk that reduces as you approach retirement age.

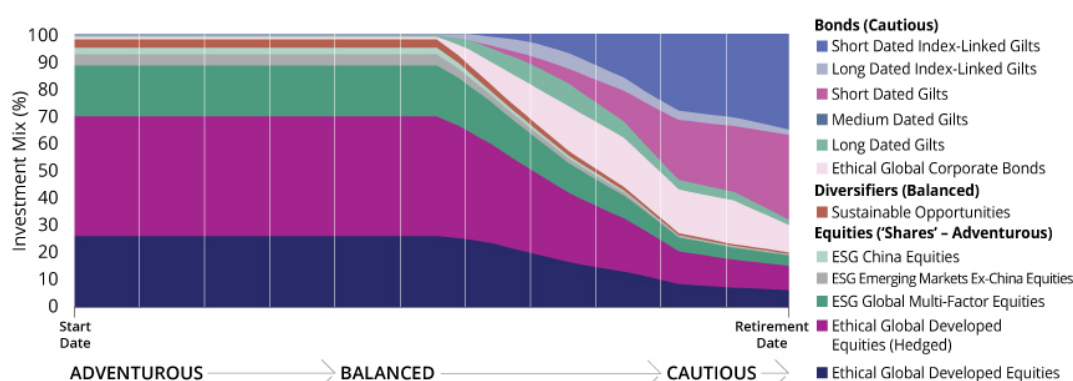
Launch Date	01/03/2013	Total Expense Ratio (TER)* consisting of:	0.67%
Currency	GBP	- Annual Management Charge (AMC)*	0.63%
Fund Size	£2.44m	- Fund Expenses*	0.04%
Benchmark	TPT TDF 2017-2019 CPI Benchmark		

* Please see the descriptions in the 'Guide to your scheme fund factsheet'. The TER represents the cost for running the Fund, reflected daily in the unit price.

The Trustee of The Pensions Trust is responsible for selecting the underlying fund(s), the investment objective and benchmark, all of which may change from time to time.

The Fund is distinct from the underlying fund(s), with its own unit price and other fund specific details. However the Fund is fully invested in the underlying fund(s). The unit price and performance of the Fund will not exactly match those of the underlying fund(s).

Strategic Target Allocations



The asset allocation strategy is designed by AllianceBernstein (AB). The Fund's investment approach changes to match the needs of a typical saver over their lifetime. Investments become more cautious over time.

Life Stage	Young/Adventurous	Midlife/Balanced	Pre-Retirement/Cautious
Fund's Focus	Long-term growth	Balance of growth and stability	Short-term stability
Benefits	Long period to build up returns and recover losses. Regular contributions will smooth gains and losses	Compound returns on built-up savings can be significant	Savings can continue to build while deciding needs in retirement
Risks	High risk of big short-term losses	Potential for savings shortfall at retirement, as a result of losses	Inability to match the fund's investments with the wide range of retirement options available

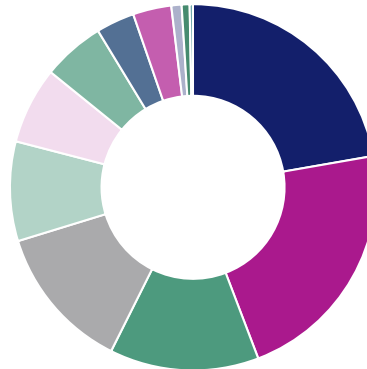
FUND FACTSHEET Q4 2023

TPT Retirement Solutions

TPT Ethical Target Date Fund Post 1999 (2017-2019)

Actual Asset Allocation as at 31/12/2023

● Ethical Global Corporate Bonds	22.3%
● Short Dated Index-Linked Gilts	22.0%
● Short Dated Gilts	13.2%
● Ethical Global Developed Equities (Hedged)	12.9%
● Ethical Global Developed Equities	8.8%
● Long Dated Index-Linked Gilts	6.8%
● ESG Global Multi-Factor Equities	5.5%
● Long Dated Gilts	3.4%
● Medium Dated Gilts	3.4%
● Sustainable Opportunities	0.9%
● ESG Emerging Market Ex-China Equities	0.7%
● ESG China Equities	0.3%



Figures may not total to 100% due to rounding.

Principal Holdings as at 31/12/2023

1 UNITED KINGDOM OF GREAT BRITAIN AND NORTHERN IRELAND (GOVERNMENT)	48.7%	6 INCOME CONTINGENT STUDENT LOANS 2007-2009 PLC	0.6%
2 MICROSOFT CORP	1.1%	7 HOME DEPOT INC	0.5%
3 TESLA INC	1.1%	8 ASML HOLDING NV	0.5%
4 NOVO NORDISK A/S	0.6%	9 ADOBE INC	0.5%
5 INCOME CONTINGENT STUDENT LOANS PLC	0.6%	10 RCB BONDS PLC	0.4%

FUND FACTSHEET Q4 2023

TPT Retirement Solutions

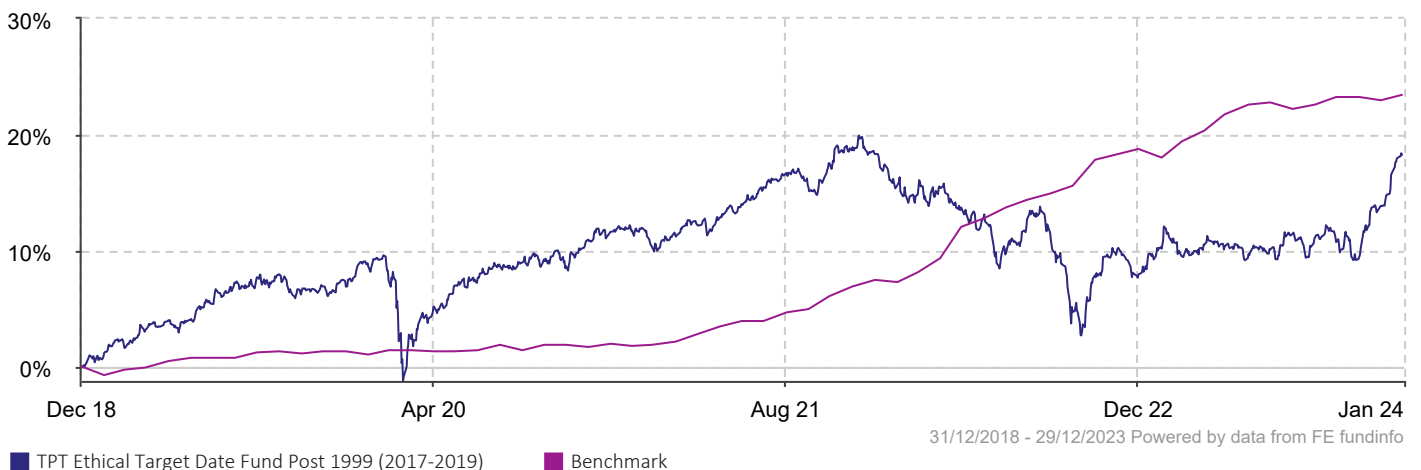
TPT Ethical Target Date Fund Post 1999 (2017-2019)

Year on Year Performance					
	31/12/2022 to 31/12/2023	31/12/2021 to 31/12/2022	31/12/2020 to 31/12/2021	31/12/2019 to 31/12/2020	31/12/2018 to 31/12/2019
Fund growth	9.5%	-8.8%	6.0%	4.4%	6.9%
Benchmark	3.9%	10.5%	5.4%	0.6%	1.3%

Cumulative Performance to 31/12/2023					
	3 months	1 Year	3 Years	5 Years	10 Years
Fund growth	6.8%	9.5%	5.9%	18.3%	54.2%
Benchmark	0.2%	3.9%	21.1%	23.4%	42.2%

Annualised Performance to 31/12/2023			
	3 Years	5 Years	10 Years
Fund growth	1.9%	3.4%	4.4%
Benchmark	6.6%	4.3%	3.6%

Performance from 31/12/2018 to 01/01/2024



Fund performance figures shown include reinvestment of any income the Fund receives and deduction of the Annual Management Charge, Fund Expenses and where applicable, Property Expense Ratio. **The AMC stated may not be the level of charge which applies to your scheme.** Charges and expenses may have changed over time, which is reflected in the performance figures. The Fund performance shown does not take into consideration any additional charges that may apply to your scheme.

Benchmark performance shown in our tables and charts is for comparison purposes only and is based on Total Returns, which assumes the reinvestment of any income. The benchmark will not include any costs and charges that apply to the Fund, which could be a reason why the performance of the Fund may not exactly match the performance of the benchmark.

The fund performance figures refer to the past and past performance is not a reliable indicator of future performance. You should be aware that the value of investments may fall as well as rise and is not guaranteed. You may get back less than you invest.

FUND FACTSHEET Q4 2023

TPT Retirement Solutions

TPT Ethical Target Date Fund Post 1999 (2017-2019)

Important Information

TPT Retirement Solutions have appointed Phoenix Corporate Investment Services (CIS) to make this Fund available to your pension scheme and to produce this fund factsheet.

This factsheet should be read with your Member Guide and the 'Guide to your scheme fund factsheet'.

It is updated quarterly and the most up-to-date version can be requested by telephone from the TPT Retirement Solutions Customer Helpline on 0345 072 6780 (call charges will vary). It provides you with fund information only and is not an invitation to invest or advice about the suitability of an investment for your personal financial situation. If you have any questions or wish to discuss your investment options, you should speak to the Scheme Administrator or Trustee of your pension scheme or seek financial advice.

Fund Pricing

This Fund has a single unit price, which means that on any given date, an investor will purchase units at the same price as an investor selling units. The Fund's unit price is determined by the unit price of the underlying fund(s) in which it invests. Our Fund or the underlying fund's unit price can be impacted by whether money is going in or out of the fund and also the trend of flows in or out. Full details on how our unit linked Funds are valued and priced can be found in the document titled 'Unit Linked Principles & Practices' which is available on <https://www.phoenixwealth.co.uk/Literature/Funds/>

Data Source

The source of data in our factsheets is FE fundinfo, a specialist investment data provider.

Although Phoenix CIS takes every care to ensure that the data provided by or to external sources about their own funds is accurate, occasionally discrepancies may occur, for example, due to pricing delays. In all cases Phoenix CIS will endeavour to ensure that these discrepancies are corrected. Phoenix CIS accepts no liability for loss due to such discrepancies, for example where the investor has relied on the information contained in the factsheet to help them make investment decisions.

Additional Notes

Benchmark Note: The current constituent of the Consumer Price Index Composite benchmark is CPI.